


Cross-Reference

Aircraft Carrier Alliance

Comprehensive Part Number Guide

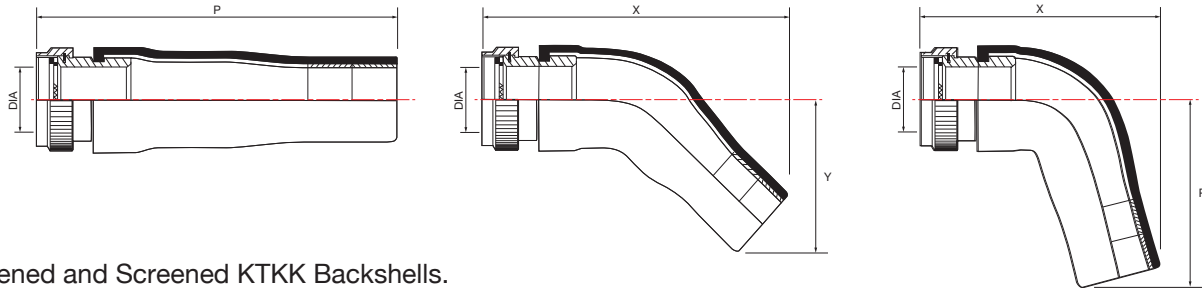


Cage Code U0WL2

Aerospace | Defence | Energy | Industrial | Medical | Motorsport

Aircraft Carrier Alliance

Backshells - Part Number Cross Reference



Unscreened and Screened KTKK Backshells.

Rear Accessory Part Numbers - D38999 Series III & IV (Electroless Nickel) Straight, Unscreened

Part No.	ACA Ref.	Mil. Shell Code	Shell Size	KTKK Dimensions			
				Cable OD		Throat D	Length P
				Min.	Max.		
KTKK 1950C	40032148	A	9	6	11	6.2	50
KTKK 1951C	40032149	B	11	6.4	15	9.3	67
KTKK 1952C	40032150	C	13	7.5	19	12.9	79
KTKK 1953C	40032151	D	15	7.5	19	14.1	79
KTKK 1954C	40032152	E	17	9	24	18.8	92
KTKK 1955C	40032153	F	19	9	24	18.8	92
KTKK 1956C	40032154	G	21	10.5	31	23.6	111
KTKK 1957C	40032155	H	23	10.5	31	23.6	111
KTKK 1958C	40032156	J	25	16.5	37	30.9	142

Rear Accessory Part Numbers - D38999 Series III & IV (Electroless Nickel) Straight, Screened

Part No.	ACA Ref.	Mil. Shell Code	Shell Size	KTKK Dimensions			
				Cable OD		Throat D	Length P
				Min.	Max.		
KTKK 0670C	40032183	A	9	5.5	7	6.2	57
KTKK 0670AC	40032184			6.5	9	6.7	72
KTKK 0671C	40032185	B	11	6.5	9	9.3	72
KTKK 0671AC	40032186			7.7	11	10.1	84
KTKK 0672C	40032187	C	13	7.7	11	12.9	84
KTKK 0672AC	40032188			9	17	12.9	97
KTKK 0673C	40032189	D	15	7.7	11	14.1	84
KTKK 0673AC	40032190			9	17	16.1	97
KTKK 0674C	40032191	E	17	9	17	18.8	97
KTKK 0674AC	40032192			10.5	21	19.4	122
KTKK 0675C	40032193	F	19	9	17	18.8	97
KTKK 0675AC	40032194			10.5	21	22.1	122
KTKK 0676C	40032195	G	21	10.5	21	23.6	122
KTKK 0676AC	40032196			16.5	29	25.4	147
KTKK 0677C	40032197	H	23	10.5	21	23.6	122
KTKK 0677AC	40032198			16.5	29	28.4	147
KTKK 0678C	40032199	J	25	16.5	29	30.9	147
KTKK 0678AC	40032200			17.5	37	30.9	117

Tel: +44(0) 1793 616700 • Fax: +44(0) 1793 644304
 uksales@is-rayfast.com • export@is-rayfast.com

www.is-rayfast.com

2 Lydiard Fields, Swindon, Wiltshire, SN5 8UB, UK.



Aircraft Carrier Alliance

Backshells - Part Number Cross Reference

Rear Accessory Part Numbers - D38999 Series III & IV (Electroless Nickel) 45°, Screened								
Part No.	ACA Ref.	Mil. Shell Code	Shell Size	KTKK Dimensions				
				Cable OD		Throat D	Length X	Length Y
				Min.	Max.			
KTKK-0660C	40032227	A	9	5.5	7	6.2	57	23
KTKK-0660AC	40032228			6.5	9	6.7	64	29
KTKK 0661C	40032229	B	11	6.5	9	9.3	64	29
KTKK 0661AC	40032230			7.7	11	10.1	70	29
KTKK 0662C	40032231	C	13	7.7	11	12.9	70	29
KTKK 0662AC	40032232			9	17	12.9	81	36
KTKK 0663C	40032233	D	15	7.7	11	14.1	70	29
KTKK-0663AC	40032234			9	17	16.1	81	36
KTKK-0664C	40032235	E	17	9	17	18.8	80	36
KTKK-0664AC	40032236			10.5	21	19.4	97	45
KTKK-0665C	40032237	F	19	9	17	18.8	80	36
KTKK 0665AC	40023238			10.5	21	22.1	97	45
KTKK 0666C	40032239	G	21	10.5	21	23.6	97	45
KTKK-0666AC	40032240			16.5	29	25.4	118	59
KTKK-0667C	40032241	H	23	10.5	21	23.6	97	45
KTKK-0667AC	40032242			16.5	29	28.4	118	59
KTKK 0668C	40032243	J	25	16.5	29	30.9	118	59

Rear Accessory Part Numbers - D38999 Series III & IV (Electroless Nickel) 90°, Unscreened								
Part No.	ACA Ref.	Mil. Shell Code	Shell Size	KTKK Dimensions				
				Cable OD		Throat D	Length X	Length P
				Min.	Max.			
KTKK-1960C	40032271	A	9	6	8	6.2	37	25
KTKK-1961C	40032272	B	11	6.5	11	9.3	39	32
KTKK-1962C	40032273	C	13	7.7	15	12.9	43	39
KTKK-1963C	40032274	D	15	7.7	15	14.1	43	39
KTKK-1964C	40032275	E	17	9	21	18.8	50	46
KTKK-1965C	40032276	F	19	9	21	18.8	50	46
KTKK-1966C	40032277	G	21	10.5	25	23.6	57	55
KTKK-1967C	40032278	H	23	10.5	25	23.6	57	55
KTKK-1968C	40032279	J	25	16.5	31	30.9	66	80

Tel: +44(0) 1793 616700 • Fax: +44(0) 1793 644304
 uksales@is-rayfast.com • export@is-rayfast.com

www.is-rayfast.com

2 Lydiard Fields, Swindon, Wiltshire, SN5 8UB, UK.



Aircraft Carrier Alliance

Backshells - Part Number Cross Reference

Rear Accessory Part Numbers - D38999 Series III& IV (Electroless Nickel) 90°, Screened									
Part No.	ACA Ref.	Mil. Shell Code	Shell Size	KTKK Dimensions					
				Cable o/d		Throat D	Length X	Length P	
				Min.	Max.				
KTKK-1180AC	40032306	A	9	6.5	9	6.7	40	38	
KTKK-1181C	40032307	B	11	6.5	9	9.3	40	38	
KTKK-1181AC	40032308			7.7	11	10.1	43	42	
KTKK-1182C	40032309	C	13	7.7	11	12.9	43	42	
KTKK-1182AC	40032310			9	17	12.9	50	51	
KTKK-1183C	40032311	D	15	7.7	11	14.1	43	42	
KTKK-1183AC	40032312			9	17	16.1	50	51	
KTKK-1184C	40032313	E	17	9	17	18.8	50	51	
KTKK-1184AC	40032314			10.5	21	19.4	57	67	
KTKK-1185C	40032315	F	19	9	17	18.8	50	51	
KTKK-1185AC	40032316			10.5	21	22.1	57	67	
KTKK-1186C	40032317	G	21	10.5	21	23.6	57	67	
KTKK-1186AC	40032318			16.5	29	25.4	66	80	
KTKK-1187C	40032319	H	23	10.5	21	23.6	57	67	
KTKK-1187AC	40032320			16.5	29	28.4	66	80	
KTKK-1188C	40032321	J	25	16.5	29	30.9	66	80	
KTKK-1188AC	40032322			16.5	37	30.9	80	108	

Rear Accessory Part Numbers - CECC75201-002, Straight, Unscreened									
Part No.	ACA Ref.	CECC Ref.	Mil. Shell Code	Shell Size	KTKK Dimensions				
					Cable OD		Throat D	Length P	
					Min.	Max.			
KTKK-2980	40032166	CECC75201-002A09PAAA	A	9	6	11	6.2	51	
KTKK-2980A	40032167	CECC75201-002A09PABA			6.5	13.5	6.2	68	
KTKK-2981	40032168	CECC75201-002A11PAAA	B	11	6.5	13.5	9.3	68	
KTKK-2981A	40032169	CECC75201-002A11PABA			7.5	17.1	9.3	80	
KTKK-2982	40032170	CECC75201-002A13PAAA	C	13	7.5	17.1	12.9	80	
KTKK-2982A	40032171	CECC75201-002A13PABA			9	21.6	12.9	93	
KTKK-2983	40032172	CECC75201-002A15PAAA	D	15	7.5	17.1	14.1	80	
KTKK-2983A	40032173	CECC75201-002A15PABA			9	21.6	14.1	93	
KTKK-2984	40032174	CECC75201-002A17 PAAA	E	17	9	21.6	18.8	93	
KTKK-2984A	40032175	CECC75201-002A17 PABA			10.5	27.9	18.8	112	
KTKK-2985	40032176	CECC75201-002A19 PAAA	F	19	9	21.6	18.8	93	
KTKK-2985A	40032177	CECC75201-002A19 PABA			10.5	27.9	18.8	112	
KTKK-2986	40032178	CECC75201-002A21 PAAA	G	21	10.5	27.9	23.6	112	
KTKK-2986A	40032179	CECC75201-002A21 PABA			16.5	33.3	23.6	143	
KTKK-2987	40032180	CECC75201-002A23 PAAA	H	23	10.5	27.9	23.6	112	
KTKK-2987A	40032181	CECC75201-002A23 PABA			16.5	33.3	23.6	143	
KTKK-2988	40032182	CECC75201-002A25 PAAA	J	25	16.5	33.3	30.9	143	

Tel: +44(0) 1793 616700 • Fax: +44(0) 1793 644304
 uksales@is-rayfast.com • export@is-rayfast.com

www.is-rayfast.com

2 Lydiard Fields, Swindon, Wiltshire, SN5 8UB, UK.



Aircraft Carrier Alliance

Backshells - Part Number Cross Reference

Rear Accessory Part Numbers - CECC75201-002, Straight, Screened

Part No.	ACA Part Number	CECC Ref.	Mil. Shell Code	Shell Size	KTKK Dimensions			
					Cable OD		Throat D	Length P
					Min.	Max.		
KTKK 2610	40032210	CECC75201-002A09PBAA	A	9	5.5	7	6.2	57
KTKK 2610A	40032211	CECC75201-002A09PBBA			6.5	9	6.7	72
KTKK 2611	40032212	CECC75201-002A11PBAA	B	11	6.5	9	9.3	72
KTKK 2611A	40032213	CECC75201-002A11PBBA			7.7	11	10.1	84
KTKK 2612	40032214	CECC75201-002A13PBAA	C	13	7.7	11	12.9	84
KTKK 2612A	40032215	CECC75201-002A13PBBA			9	17	12.9	97
KTKK 2613	40032216	CECC75201-002A15PBAA	D	15	7.7	11	14.1	84
KTKK 2613A	40032217	CECC75201-002A15PBBA			9	17	16.1	97
KTKK 2614	40032218	CECC75201-002A17 PBAA	E	17	9	17	18.8	97
KTKK 2614A	40032219	CECC75201-002A17 PBBA			10.5	21	19.4	122
KTKK 2615	40032220	CECC75201-002A19 PBAA	F	19	9	17	18.8	97
KTKK 2615A	40032221	CECC75201-002A19 PBBA			10.5	21	22.1	122
KTKK 2616	40032222	CECC75201-002A21 PBAA	G	21	10.5	21	23.6	122
KTKK 2616A	40032223	CECC75201-002A21 PBBA			16.5	29	25.4	147
KTKK 2617	40032224	CECC75201-002A23 PBAA	H	23	10.5	21	23.6	122
KTKK 2617A	40032225	CECC75201-002A23 PBBA			16.5	29	28.4	147
KTKK 2618	40032226	CECC75201-002A25 PBAA	J	25	16.5	29	30.9	147

Rear Accessory Part Numbers - CECC75201-002, 45°, Screened

Part No.	ACA Ref.	CECC Ref.	Mil. Shell Code	Shell Size	KTKK Dimensions				
					Cable OD		Throat D	Length X	Length Y
					Min.	Max.			
KTKK 3130	40032254	CECC75201-002A09PCAA	A	9	5.5	7	6.2	57	23
KTKK 3130A	40032255	CECC75201-002A09PCBA			5.5	9	6.7	64	29
KTKK 3131	40032256	CECC75201-002A11PCAA	B	11	6.5	9	9.3	64	29
KTKK 3131A	40032257	CECC75201-002A11PCBA			7.7	11	10.1	70	29
KTKK 3132	40032258	CECC75201-002A13PCAA	C	13	7.7	11	12.9	70	29
KTKK 3132A	40032259	CECC75201-002A13PCBA			9	17	12.9	81	36
KTKK 3133	40032260	CECC75201-002A15PCAA	D	15	7.7	11	14.1	70	29
KTKK 3133A	40032261	CECC75201-002A15PCBA			9	17	16.1	81	36
KTKK 3134	40032262	CECC75201-002A17 PCAA	E	17	9	17	18.8	81	36
KTKK 3134A	40032263	CECC75201-002A17 PCBA			10.5	21	19.4	97	45
KTKK 3135	40032264	CECC75201-002A19 PCAA	F	19	9	17	18.8	81	36
KTKK 3135A	40032265	CECC75201-002A19 PCBA			10.5	21	22.1	97	45
KTKK 3136	40032266	CECC75201-002A21 PCAA	G	21	10.5	21	23.6	97	45
KTKK 3136A	40032267	CECC75201-002A21 PCBA			16.5	29	25.4	118	59
KTKK 3137	40032268	CECC75201-002A23 PCAA	H	23	10.5	21	23.6	97	45
KTKK 3137A	40032269	CECC75201-002A23 PCBA			16.5	29	28.4	118	59
KTKK 3138	40032270	CECC75201-002A25 PCAA	J	25	16.5	29	30.9	118	59

Tel: +44(0) 1793 616700 • Fax: +44(0) 1793 644304
 uksales@is-rayfast.com • export@is-rayfast.com

www.is-rayfast.com

2 Lydiard Fields, Swindon, Wiltshire, SN5 8UB, UK.



Aircraft Carrier Alliance

Backshells - Part Number Cross Reference

Rear Accessory Part Numbers - CECC75201-002, 90°, Unscreened

Part No.	ACA Ref.	CECC Ref.	Mil. Shell Code	Shell Size	KTKK Dimensions				
					Cable OD		Throat Dim. 'D'	Length X	Length P
					Min.	Max.			
KTKK 2990	40032289	CECC75201-002A09PDAA	A	9	5.6	8	6.2	37	25
KTKK 2990A	40032290	CECC75201-002A09PDBA			6.5	11	6.7	39	32
KTKK 2991	40032291	CECC75201-002A11PDAA	B	11	5.9	11	9.3	39	32
KTKK 2991A	40032292	CECC75201-002A11PDBA			7.7	15	10.1	43	39
KTKK 2992	40032293	CECC75201-002A13PDAA	C	13	7.1	15	12.9	43	39
KTKK 2992A	40032294	CECC75201-002A13PDBA			9	19	12.9	50	46
KTKK 2993	40032295	CECC75201-002A15PDAA	D	15	7.1	15	14.1	43	39
KTKK 2993A	40032296	CECC75201-002A15PDBA			9	19	16.1	50	46
KTKK 2994	40032297	CECC75201-002A17 PDAA	E	17	8.4	21	18.8	50	46
KTKK 2994A	40032298	CECC75201-002A17 PDBA			10.5	24	19.4	57	55
KTKK 2995	40032299	CECC75201-002A19 PDAA	F	19	8.4	21	18.8	50	46
KTKK 2995A	40032300	CECC75201-002A19 PDBA			10.5	24	22.1	57	55
KTKK 2996	40032301	CECC75201-002A21 PDAA	G	21	10.5	25	23.6	57	55
KTKK 2996A	40032302	CECC75201-002A21 PDBA			16.5	31	25.4	66	80
KTKK 2997	40032303	CECC75201-002A23 PDAA	H	23	10.5	25	23.6	57	55
KTKK 2997A	40032304	CECC75201-002A23 PDBA			16.5	31	28.4	66	80
KTKK 2998	40032305	CECC75201-002A25 PDAA	J	25	16.5	31	30.9	66	80

Rear Accessory Part Numbers - CECC75201-002, 90°, Screened

Part No.	ACA Ref.	CECC Ref.	Mil. Shell Code	Shell Size	KTKK Dimensions				
					Cable OD		Throat D	Length X	Length P
					Min.	Max.			
KTKK 2620A	40032332	CECC75201-002A09PEAA	A	9	6.5	9.0	6.7	40	38
KTKK 2621	40032334	CECC75201-002A11PEAA	B	11	6.5	8.1	9.3	40	38
KTKK 2621A	40032335	CECC75201-002A11PEBA			7.7	11	10.1	43	42
KTKK 2622	40032336	CECC75201-002A13PEAA	C	13	7.7	9.9	12.9	43	42
KTKK 2622A	40032337	CECC75201-002A13PEBA			9	17	12.9	50	51
KTKK 2623	40032338	CECC75201-002A15PEAA	D	15	7.7	11	14.1	43	42
KTKK 2623A	40032339	CECC75201-002A15PEBA			9	17	16.1	50	51
KTKK 2624	40032340	CECC75201-002A17 PEAA	E	17	9	15.3	18.8	50	51
KTKK 2624A	40032341	CECC75201-002A17 PEBA			10.5	21	19.4	57	67
KTKK 2625	40032342	CECC75201-002A19 PEAA	F	19	9	15.3	18.8	50	51
KTKK 2625A	40032343	CECC75201-002A19 PEBA			10.5	21	22.1	57	67
KTKK 2626	40032344	CECC75201-002A21 PEAA	G	21	10.5	18.9	23.6	57	67
KTKK 2626A	40032345	CECC75201-002A21 PEBA			16.5	29	25.4	66	80
KTKK 2627	40032346	CECC75201-002A23 PEAA	H	23	10.5	18.9	23.6	57	67
KTKK 2627A	40032347	CECC75201-002A23 PEBA			16.5	29	28.4	66	80
KTKK 2628	40032348	CECC75201-002A25 PEAA	J	25	16.5	26.1	30.9	66	80

Tel: +44(0) 1793 616700 • Fax: +44(0) 1793 644304
 uksales@is-rayfast.com • export@is-rayfast.com

www.is-rayfast.com

2 Lydiard Fields, Swindon, Wiltshire, SN5 8UB, UK.



Aircraft Carrier Alliance

Heatshrink Tubing - Part Number Cross Reference

Heat-Shrinkable Tubing - Single Wall, Coloured

Part No.	Specification	Max. Size (mm)	Min. Size (mm)	ACA Ref. (By Colour *)						
				Black 0	White 9	Blue 6	Green 5	Brown 1	Grey 8	Clear X
RNF-100-1/16-*-SP	Def Stan 59-97 Type 2B	1.6	0.8	40042905	40042911	40042917	40042923	40042929	40042935	40042941
RNF-100-1/8-*-SP		3.2	1.6	40042906	40042912	40042918	40042924	40042930	40042936	40042942
RNF-100-1/4-*-SP		6.4	3.2	40042907	40042913	40042919	40042925	40042931	40042937	40042943
RNF-100-1/2-*-SP		12.7	6.4	40042908	40042914	40042920	40042926	40042932	40042938	40042944
RNF-100-1-*-SP		25.4	12.7	40042909	40042915	40042921	40042927	40042933	40042939	40042945
RNF-100-2-*-SP		50.8	25.4	40042910	40042916	40042922	40042928	40042934	40042940	40042946

Heat-Shrinkable Tubing - Zero Halogen

Part No.	ACA Ref.	Specification	Max. Size (mm)	Recovered Size (mm)
	Black			
ZHTM-3/1.5-0-SP	40042947	Def Stan 59-97 Type 8	3.0	1.5
ZHTM-5/2.5-0-SP	40042948	Def Stan 59-97 Type 8	5.0	2.5
ZHTM-8/4-0-SP	40042949	Def Stan 59-97 Type 8	8.0	4.0
ZHTM-12/6-0-SP	40042950	Def Stan 59-97 Type 8	12.0	6.0
ZHTM-18/9-0-SP	40042951	Def Stan 59-97 Type 8	18.0	9.0
ZHTM-24/12-0-SP	40042952	Def Stan 59-97 Type 8	24.0	12.0
ZHTM-40/20-0-SP	40042953	Def Stan 59-97 Type 8	40.0	20.0
ZHTM-50/30-0-SP	40042954	Def Stan 59-97 Type 8	50.0	30.0

Heat-Shrinkable Tubing - Adhesive Lined

Part No.	ACA Ref.	Specification	Max. Size (mm)	Recovered Size (mm)
	Black			
ATUM-3/1-0-SP	40042955	n/a	3.0	1.0
ATUM-6/2-0-SP	40042956	n/a	6.0	2.0
ATUM-9/3-0-SP	40042957	n/a	9.0	3.0
ATUM-12/4-0-SP	40042958	n/a	12.0	4.0
ATUM-19/6-0-SP	40042959	n/a	19.0	6.0
ATUM-24/8-0-SP	40042960	n/a	24.0	8.0
ATUM-40/13-0-SP	40042961	n/a	40.0	13.0

Tel: +44(0) 1793 616700 • Fax: +44(0) 1793 644304
 uksales@is-rayfast.com • export@is-rayfast.com

www.is-rayfast.com

2 Lydiard Fields, Swindon, Wiltshire, SN5 8UB, UK.



Aircraft Carrier Alliance

End Caps & Feedthroughs - Part Number Cross Reference

End Caps				
Part No.	ACA Ref.	Cable Dia. Max. (mm)	Cable Dia. Min. (mm)	Cap Length (mm)
101A011-25/86	40041967	5.1	2.0	22.9
101A021-25/86	40041968	7.4	3.3	25.4
101A031-25/86	40041969	10.2	4.6	30.5
101A041-25/86	40041971	15.2	6.4	40.6
101A052-25/86	40041974	20.6	9.4	61.0
101A062-25/86	40041975	25.4	11.4	68.6
101A073-25/86	40041976	39.4	18.0	91.4
101A083-25/86	40041978	50.8	22.9	101.6
101A094-25/86	40041979	83.8	38.1	114.3

End Caps				
Part No.	ACA Ref.	Cable Dia. Max. (mm)	Cable Dia. Min. (mm)	Cap Length (mm)
101A021-100/180	40041980	7.4	3.3	25.4
101A031-100/180	40041983	10.2	4.6	30.5
101A041-100/180	40041984	15.2	6.4	40.6
101A052-100/180	40041985	20.6	9.4	61.0
101A062-100/180	40041986	25.4	11.4	68.6
101A073-100/180	40041987	39.4	18.0	91.4
101A083-100/180	40041988	50.8	22.9	101.6
101A094-100/180	40041989	83.8	38.1	114.3

Glands						
Part No.	ACA Ref.	Size	Gland Max. Size (mm)	Gland Min. Size (mm)	Cable Max. Size (mm)	Cable Min. Size (mm)
209W112-25/86	40041990	A	23.0	17.0	14.0	3.3
209W132-25/86	40041991	B	29.0	22.0	29.0	7.0
209W143-25/86	40041997	C	35.0	27.0	35.0	9.0
209W153-25/86	40041992	D	45.0	37.0	45.0	14.0
209W164-25/86	40042003	E	50.0	42.0	50.0	16.0
209W175-25/86	40042006	F	60.0	57.0	60.0	19.0
209W112-100/180	40042008	A	23.0	17.0	14.0	3.3
209W132-100/180	40042011	B	29.0	22.0	29.0	7.0
209W143-100/180	40042012	C	35.0	27.0	35.0	9.0
209W153-100/180	40042013	D	45.0	37.0	45.0	14.0
209W164-100/180	40042014	E	50.0	42.0	50.0	16.0
209W175-100/180	40042015	F	60.0	57.0	60.0	19.0

Tel: +44(0) 1793 616700 • Fax: +44(0) 1793 644304
uksales@is-rayfast.com • export@is-rayfast.com

www.is-rayfast.com

2 Lydiard Fields, Swindon, Wiltshire, SN5 8UB, UK.



Aircraft Carrier Alliance

Camera Cable, Hot Melt Tape & Edging - Part Number Cross Reference

VSS Camera Cable		
Part Number	ACA Ref.	Calculated Nominal weight
EPD 117254A revB	40069217	188 kg/km

Component Details - EPD117254A-01	
Cabling	Jacket - Extrusion
3 of 99M0111-20 Colours: Red, Blue, White Nominal OD 3.02 mm	Zerohal® - Black Nominal OD 4.22 mm

Component Details - 0024E0811 Two Core Coaxial Cable	
100 ohm, radio frequency, AWG 24, 19 strands of AWG 36, twin conductor cable	

Outer Cable Details	
Layer Type	Description
Shield: Braid	Tin Plated Copper - Nominal OD 9.2mm
Jacket: Extrusion	Zerohal® Black - Nominal OD 11.9 ±0.6 mm

Hot-Melt Adhesive Tape						
Part No.	ACA Ref.	Width (mm)	Thickness (mm)	Quantity/Size	Temp. Min.	Temp. Max.
S-1030	40043919	20.0	0.3	10m Roll	-80°C	80°C
S-1048	40043923	25.0	0.7	30m Roll	-55°C	120°C

Hot-Melt Tapes for Tubing and Moulded Parts						
Part No.	Suitable Material Types					
S-1030 or /180	-100	RNF	ZHTM	-		
S-1048 or /86	-25	RNF	-	-		

Application: Hot-melt adhesive tape for use sealing heat-shrink sleeving, boots etc.

Protective Edging						
Part No.	ACA Ref.	CPC Ref.	Measurements (mm) - nominal recovered			
			Int. Width	Thickness	Int. Depth	Ext. Width
GEPR-03-25	40073362	15424647	3.00	4.00	13.00	10.66
GEPR-05-25	40073524	15424648	5.00	4.00	16.00	10.66
GEPR-10-25	40073525	-	10.00	7.00	24.00	16.00
GEPR-12-25	40073526	-	12.00	10.00	32.00	24.00

Tel: +44(0) 1793 616700 • Fax: +44(0) 1793 644304
uksales@is-rayfast.com • export@is-rayfast.com

www.is-rayfast.com

2 Lydiard Fields, Swindon, Wiltshire, SN5 8UB, UK.



Aircraft Carrier Alliance

Devices & Connectors - Part Number Cross Reference

SolderSleeves®				
Part No.	ACA Ref.	Cable Diameter Max. (mm)	Cable Diameter Min. (mm)	Length (mm)
B-155-03	40041956	3.0	1.5	24.5
B-155-05	40041957	4.8	2.0	29.3
B-155-07	40041958	7.3	3.3	32.5
B-155-11	40041959	11.5	4.5	33.5
B-155-13	40041960	15.1	7.0	45.5
B-155-17	40041961	18.0	9.0	55.5
B-155-23	40041962	23.5	12.0	80.0
B-155-33	40041963	34.0	19.0	80.0

MIL-C-38999 SERIES I, II, III, IV Coax Contacts				
Contact Size	Pins (male)		Sockets (female)	
	Manufacturer's Part No.	ACA Part No.	Manufacturer's Part No.	ACA Part No.
Size 12 Coax (SolderTact®)	(D-602-0144)	40034427	(D-602-0145)	40034437
Size 12 Large Coax (SolderTact®)	(D-602-0150)	40034428	(D-602-0151)	40034438
Size 16 Coax (SolderTact®)	(D-602-0140)	40034430	(D-602-0141)	40034441

Pin Mast Anchor Light Connectors - 38999 Series III, EMP - Connector Kits		
Part No.	ACA Ref.	Specification
ISR-C001	40092762	Anchor light fixed connector (N)
ISR-C002	40092763	Anchor light fixed connector (A)
ISR-C003	40092765	Anchor light free connector (N)
ISR-C004	40092766	Anchor light free connector (A)

Tel: +44(0) 1793 616700 • Fax: +44(0) 1793 644304
uksales@is-rayfast.com • export@is-rayfast.com

www.is-rayfast.com

2 Lydiard Fields, Swindon, Wiltshire, SN5 8UB, UK.



Aircraft Carrier Alliance


Identification - Part Number Cross Reference

Core Identification Markers

Part No.	ACA Ref.	Core Diameter Range (mm)		Pack Quantity
		Min.	Max.	
HX-SCE-1K-2.4-50-S1-4	40053233	1.27	1.90	1000
HX-SCE-1K-3.2-50-S1-4	40053234	1.75	2.66	1000
HX-SCE-1K-4.8-50-S1-4	40053235	2.54	4.06	1000
HX-SCE-1K-6.4-50-S1-4	40053236	3.81	5.46	1000
HX-SCE-1K-9.5-50-S1-4	40053238	5.59	8.12	1000
HX-SCE-1K-12.7-50-S1-4	40053237	6.99	10.79	1000
HX-SCE-1K-19.0-50-S1-4	40053239	10.16	16.25	1000
HX-SCE-1K-25.4-50-S1-4	40053240	14.29	21.59	1000
HX-SCE-1K-38.1-50-S1-4	40053241	20.95	33.02	1000
HX-SCE-1K-50.8-50-S1-4	40053242	57.20	57.2	1000

Raymark® Panel/Cable Markers

Part No.	ACA Ref.	Dimensions (mm)		Pack Quantity
		Height	Width	
RMK6-4.2	40053213	4.20	50.80	10,000
RMK6-8.5	40053214	8.50	50.80	5000
RMK6-12.7	40053220	12.70	50.80	3000
RMK6-17.0	40053221	17.00	50.80	2500
RMK6-25.4	40053222	25.40	50.80	1500
RMK6-55.0	40053223	55.00	50.80	750
RMK6-WM	40053224	uncut version	50.80	40m reel



Specialist Distributor of High Performance Electrical Interconnect & Electro-Mechanical Components and Services.

Working closely with suppliers and manufacturers worldwide we offer a comprehensive range of high performance components and associated products for the Aerospace, Defence, Energy, Industrial, Medical and Motorsport markets. Our experienced team includes specialists by sector and by product, to provide leading customer service. With immediate access to in excess of 8,000 product lines from an extensive "off the shelf" stock profile for next day delivery as standard, along with flexible MOQ's and pack sizes.

We are fully committed to complying with the latest quality approvals for the customers and markets we serve, including ISO9001:2008 and AS9120:2005.

Tel: +44(0) 1793 616700 • Fax: +44(0) 1793 644304
uksales@is-rayfast.com • export@is-rayfast.com

www.is-rayfast.com

2 Lydiard Fields, Swindon, Wiltshire, SN5 8UB, UK

Authorised distributors for:



Some of the images and illustrations used in this publication are used with permission and or under open licence agreement, attributed to various sources including: DefenceImagery.mod.uk; Herbert Ortner; OTTO; TE Connectivity; Wikimedia. For full details please contact us. All information contained in this publication is believed to be reliable. We advise however that customers should separately evaluate the suitability of our products for their particular application. IS-Group give no guarantee in respect of the accuracy or sufficiency of the information presented and disclaim any liability regarding its use. Our responsibilities are only those listed in our Standard Terms and Conditions of Sale for these products. In no instance will we be liable for any eventual, indirect, or consequential damage or damages from the sale, resale, transfer, use or misuse of the product. Design and content is © 2015 all rights reserved.